



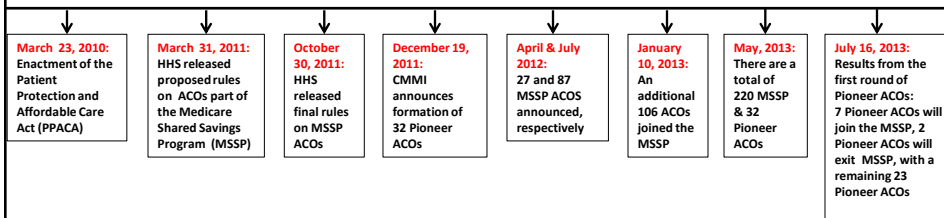
## Alliance for Health Reform Briefing

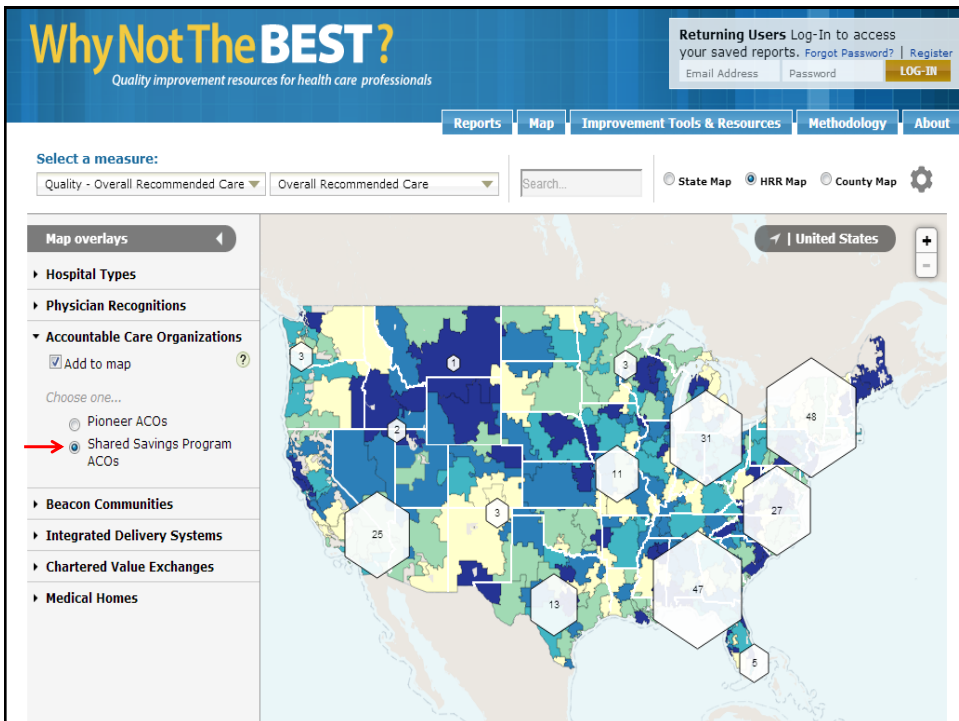
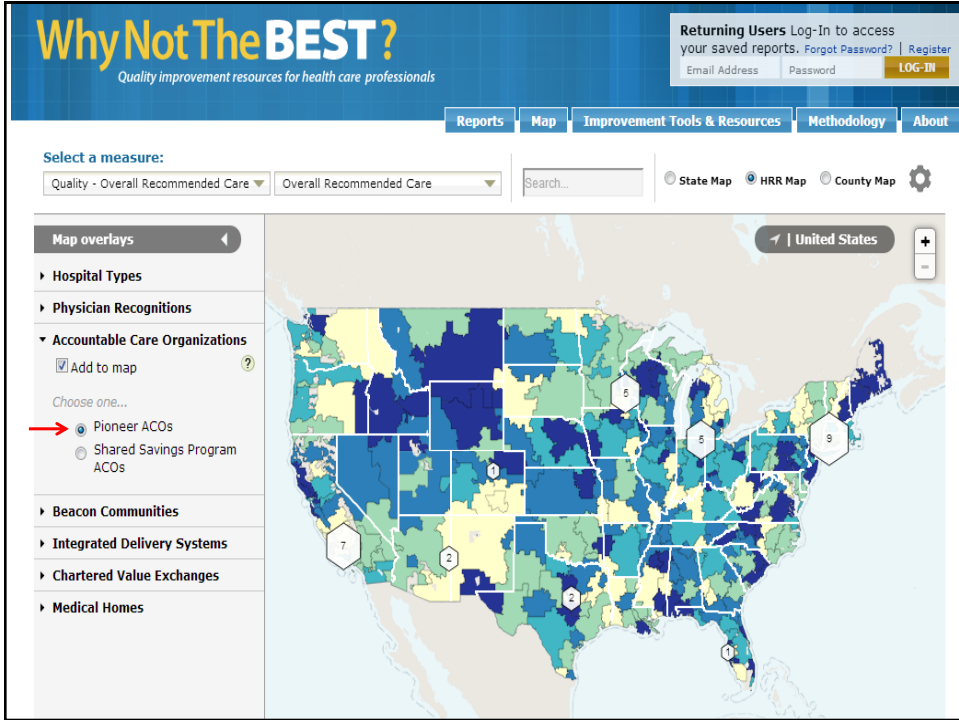
### Pioneer ACOs: Lessons Learned

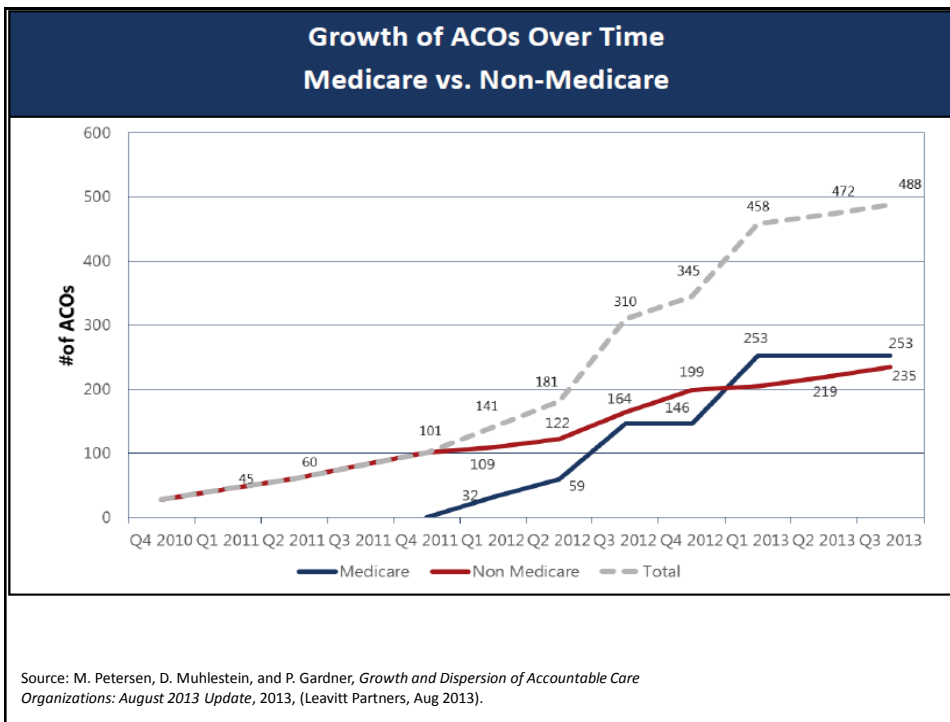
Monday September 23<sup>rd</sup> 2013

Anne-Marie J. Audet, MD, MSc  
 Vice President  
 The Commonwealth Fund

## Timeline of Accountable Care Organization Implementation: Medicare







## Year One Pioneer Preliminary Results

- Pioneers outperformed industry benchmarks on the 15 clinical measures for which benchmarks exist
  - 25 reduced readmissions (70,000 avoided)
  - BP control in diabetics - 68% vs 55%
  - Cholesterol control – 57% vs 48%
- Costs for 669,000 Pioneer beneficiaries grew 0.5% less in 2012 than control group (0.3% vs 0.8%)
  - Reduction in admissions and readmissions key cost savers
- 13 (40%) Pioneers achieved \$87.6 million in savings and qualified for shared savings bonus (\$33 million went to Medicare)
  - Additional 5 lowered spending, but not enough for bonus
- 2 Pioneers exceeded spending targets by over \$4 million
- 30 of 32 organizations remain in Medicare ACO programs
  - 7 organizations switched to MSSP

Source: <https://www.cms.gov/Newsroom/MediaReleaseDatabase/Press-Releases/2013-Press-Releases-Items/2013-07-16.html>