

Medicare Advantage

A better way to improve our health care system and control spending

Alliance for Health Reform Congressional Briefing

March 11, 2015

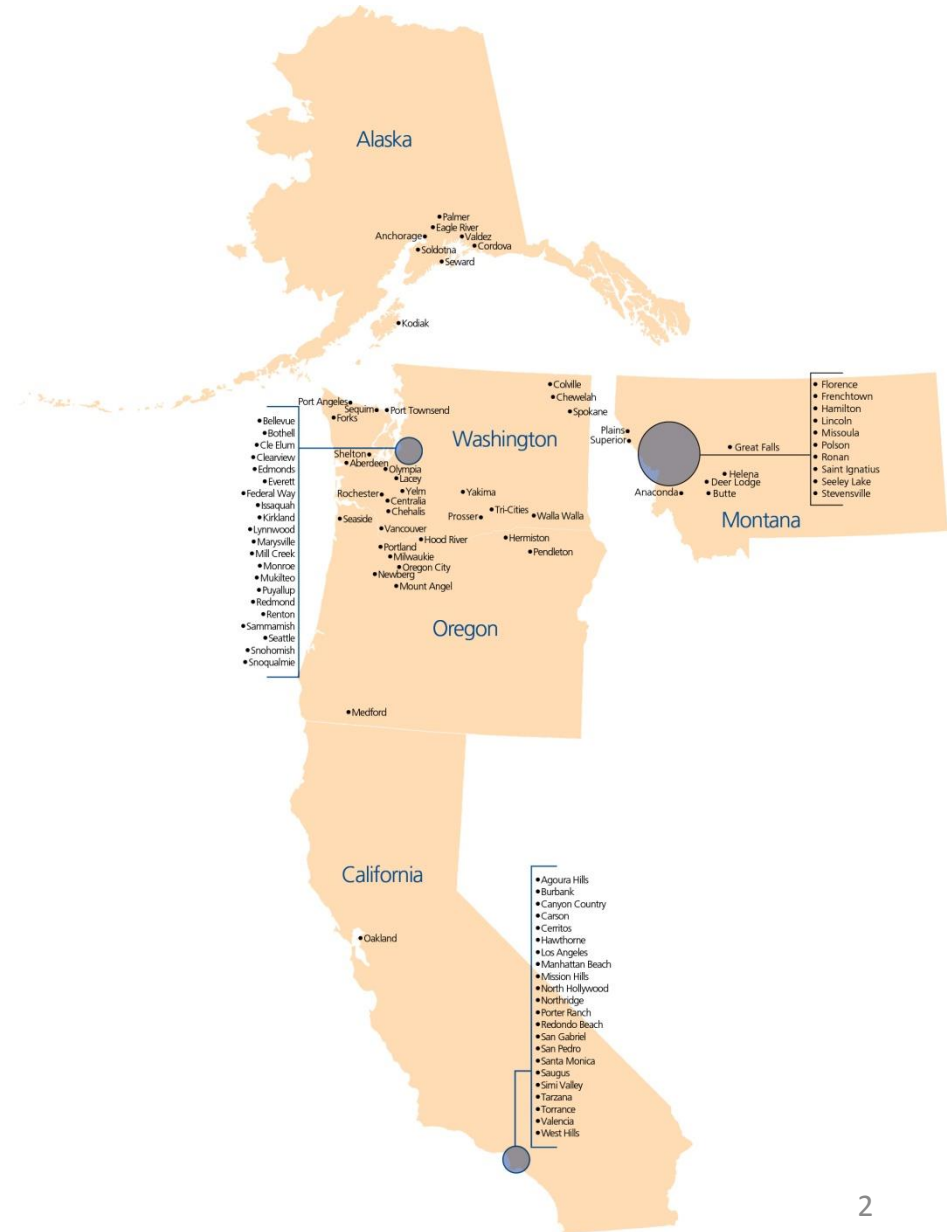
Presented by Helen Kurre, Pharm.D.

Director, Quality and Medical Practice Integration

Providence Health Plan

Snapshot of Providence

Caregivers (all employees)	76,329
Employed physicians	3,579
Employed advanced practice clinicians	1,125
Registered nurses	25,958
Physician clinics	475
Acute care hospitals	34
Acute care beds (licensed)	9,395
Providence Health Plan members	436,929
Hospice and home health programs	19
Home health visits	597,634
Hospice days	628,182
Assisted living and long-term care facilities (free standing and co-located)	22
Supportive housing	Facilities: 14 Units: 693
Unique patients served	3,265,653



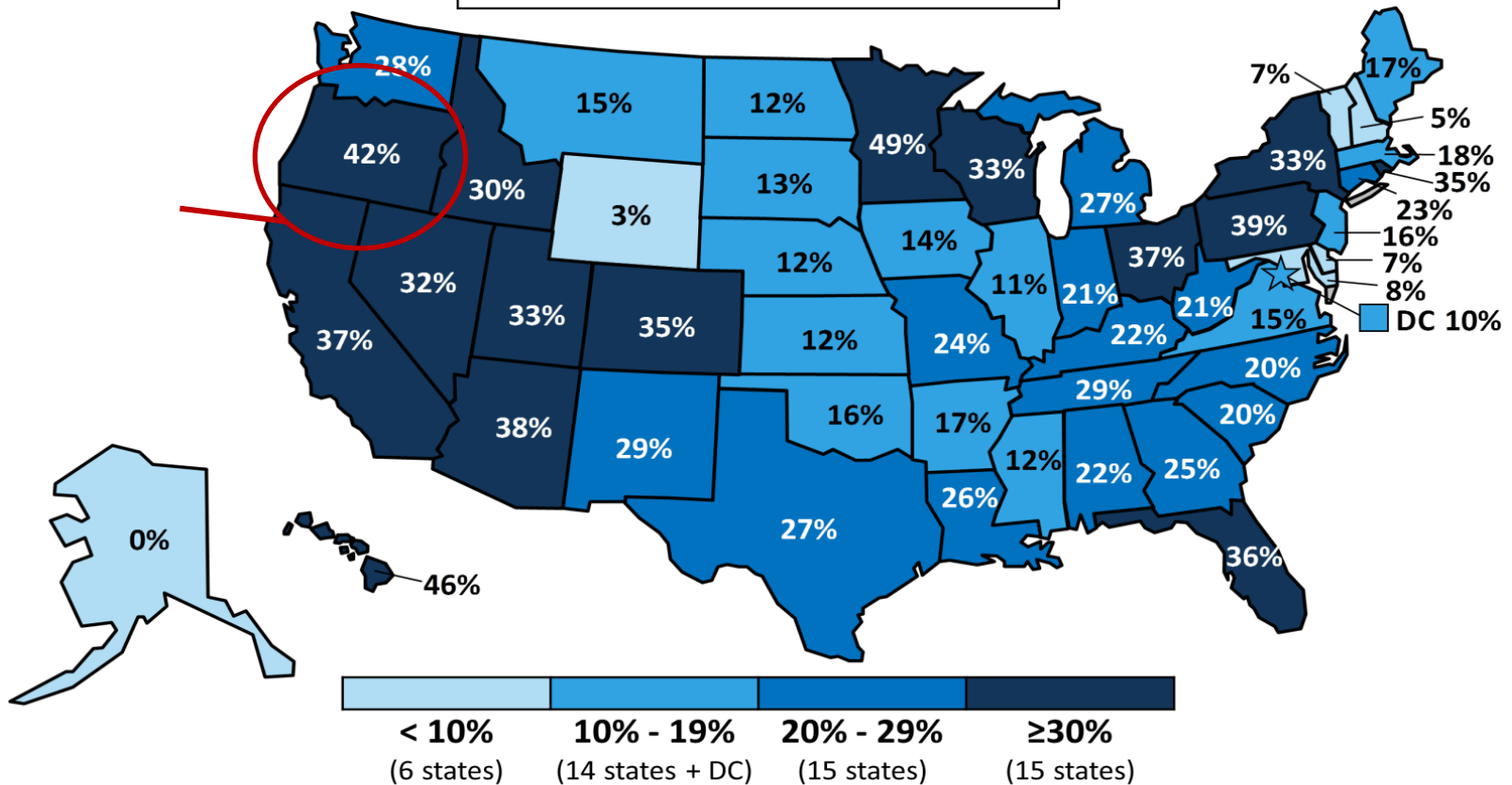
About us

- Providence Health & Services is the third largest not-for-profit health system in the country.
- Providence Health Plans' Medicare Advantage-PD plan has earned 5 stars in the CMS quality rating system for the past two consecutive years.
- Utilization is managed through long-standing plan-provider collaboration and member engagement activities.

Exhibit 2

Share of Medicare Beneficiaries Enrolled in Medicare Advantage Plans, by State, 2013

National Average, 2013 = 28%



NOTE: Includes MSAs, cost plans and demonstrations. Includes Special Needs Plans as well as other Medicare Advantage plans.
 SOURCE: MPR/Kaiser Family Foundation analysis of CMS State/County Market Penetration Files, 2013.

How we improve

Understand our population

- Use data (claims, prescriptions) to uncover, understand and predict health trends

Work with individual members

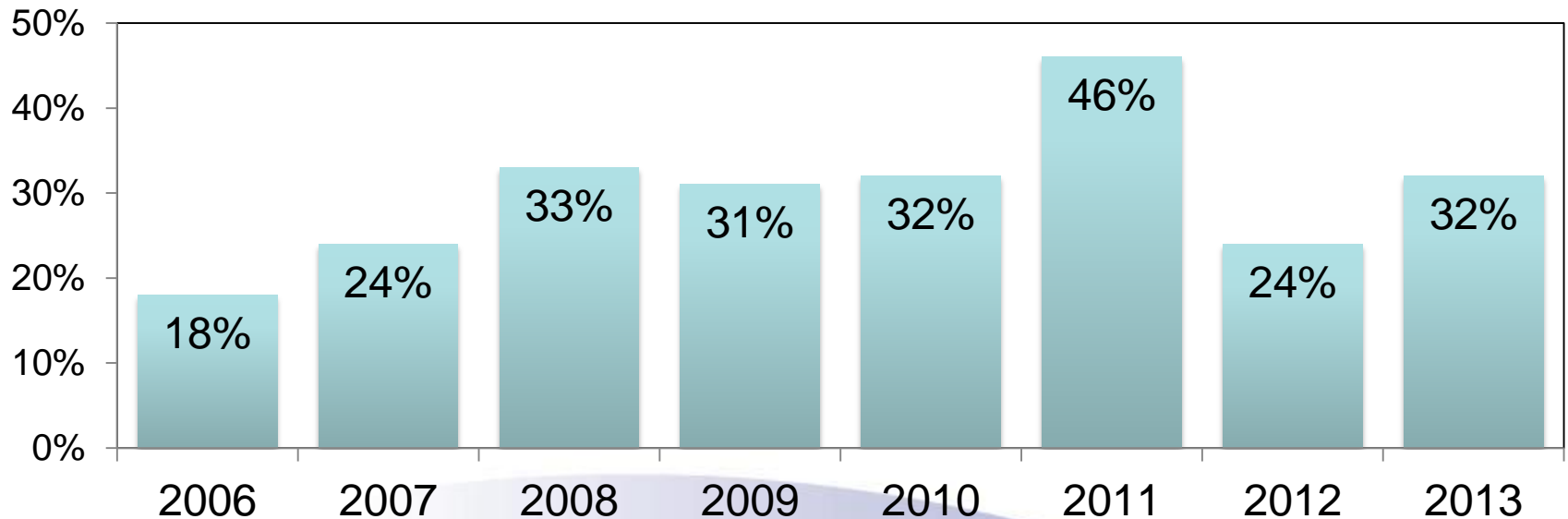
- Improve the member's health
- Invest in care management and care coordination programs
- Promote health improvement programs

Collaborate with providers

- Share information with providers (registry, care opportunities)
- Provider reimbursement model strengthens primary care

Member engagement

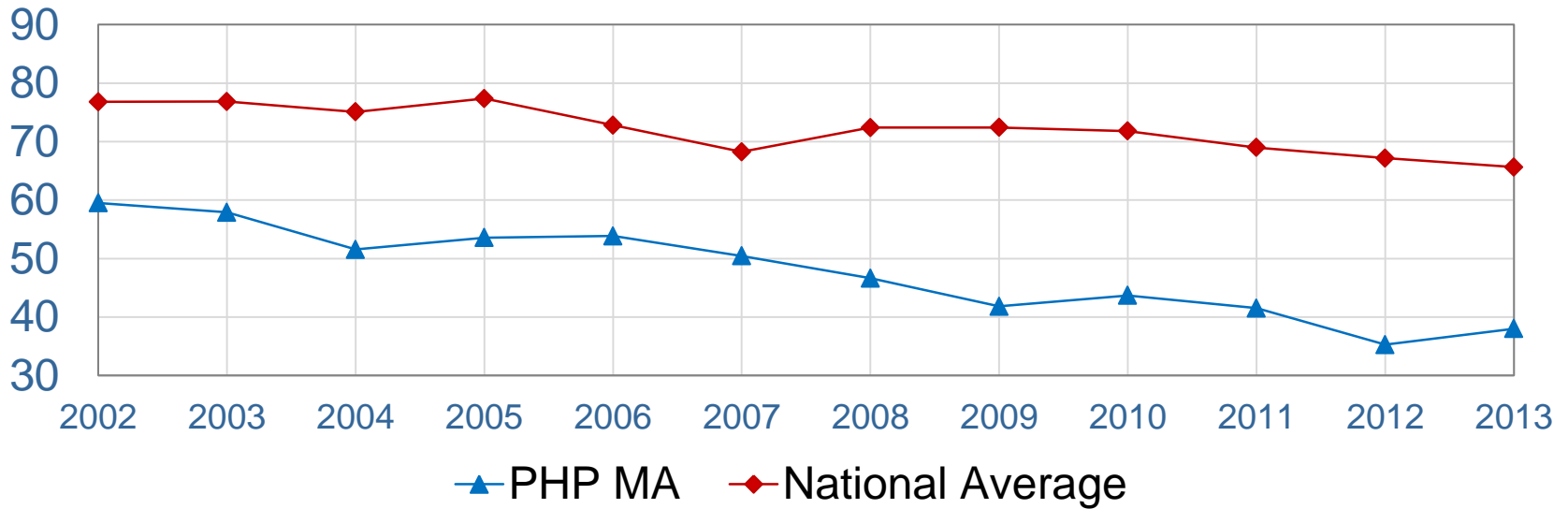
Percent of PHP MA members engaged in care management



Care management programs: Complex, ESRD, cancer, high cost
Disease management programs: Diabetes, CHF, CAD, COPD, asthma
Care coordination activities: Post-hospital, other transition care

What we have achieved

ED visits and inpatient admissions event rates *



* Represents emergency room visits and inpatient admissions events for Medicare participants with specific chronic health conditions (diabetes, CAD, COPD, CHF and asthma) measured as events per 1,000 participants per year



Providence Medicare Advantage Plans
Rated an overall 5-stars by Medicare

Alignment with accountable care models

Providence Health Plan works closely with several Providence system ACOs to:

- Collect data and turn it into information
- Manage a population (identify, stratify, intervene)
- Innovate through care models
 - No longer limited to clinic office visit model
 - Team-based care
- Create a culture of using information to improve
- Integrate quality in care processes
- Align incentive model (payment, focus)

Quality, value, and affordability

Providence Health Plans Medicare Advantage

- Best quality care for our members
- Better access to high-quality physicians
- Excellent member experience and satisfaction
- Stable and affordable premiums
- Appropriate use of medical services
- Low administrative costs

